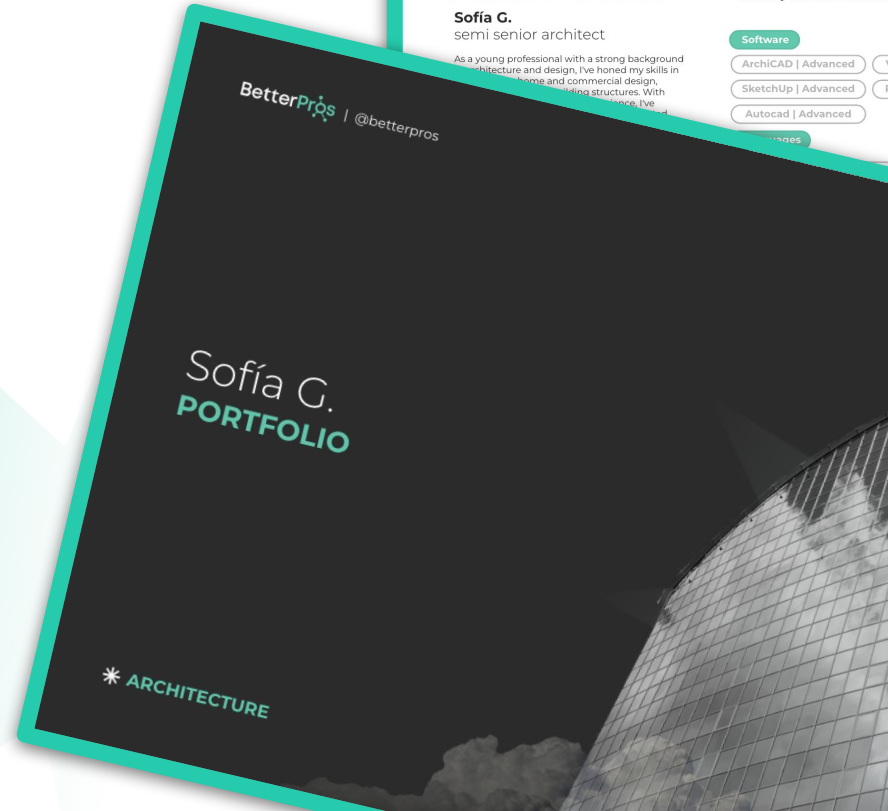
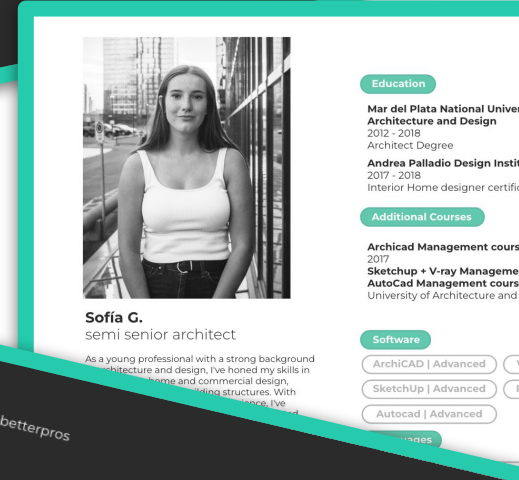
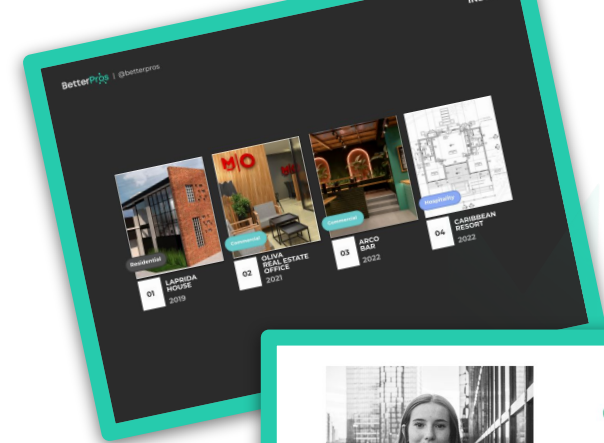


¿Cómo armar tu Portfolio para BetterPros?






Completá la plantilla con tu nombre y la primera letra de tu apellido, usando letras mayúsculas al principio. Por ejemplo: **"Sofía G."**

Sofía G.
PORTFOLIO

* **ARCHITECTURE**





Subí un retrato tuyo **en alta calidad** que te guste mucho. Tratá de seleccionar **una imagen con la iluminación correcta y en donde te veas profesional.**

Sofía G.

semi senior architect

Hi, I'm [Your Name]. I've been an architect for [years of experience] years, with the past [years of experience] years working on projects in the US. I've worked on [type of projects, i.e: residential homes, commercial buildings, and mixed-use developments.] I'm experienced in [i.e.: creating construction documents (CDs), doing interior design, and making 3D models]. I use softwares like [softwares you master, i e: AutoCAD, Revit, SketchUp, and Adobe Creative Suite] to bring my ideas to life and communicate clearly with clients and contractors. I love [i.e: turning ideas into practical and beautiful spaces that people enjoy]

Education

Mar del Plata National University of Architecture and Design

2012 - 2018
Architect Degree

Andrea Palladio Design Institute - Mar del Plata

2017 - 2018
Interior Home designer certification

Additional Courses

Archicad Management course. Freelancer Teacher. 2017

Sketchup + V-ray Management course. Online 2014
AutoCad Management course. Mar del Plata National University of Architecture and Design. 2012

Software

ArchiCAD | Advanced

V-Ray | Intermediate



Escribí un párrafo (primera persona!) breve hablando sobre el área de la arquitectura y el tipo de proyectos **en los que tenés más experiencia** (por ejemplo: hotelería, residencial, etc.).

Intermediate

⚠️ No olvides eliminar esta diapositiva una vez que hayas terminado! ⚠️

@betterpros | BetterPros

Choose your software

AutoCAD

ArchiCAD

SketchUp

V-Ray

Lumion

Photoshop

Illustrator

Revit

Twinmotion

Dynamo

3DS MAX

Rhinoceros

Grasshopper

Vectorworks

Choose your languages

Spanish | Advanced

English | Advanced

French | Advanced

Italian | Advanced

German | Advanced

Portuguese | Advanced

Choose your tag

Residential

Big Scale

Landscape

Mixed Use

Retail

Remodels

Hospitality

Commercial

Luxury

Affordable

Healthcare



Seleccioná los tipos de software que manejas y tu conocimiento de idiomas para la sección CV. **Podés ajustar el nivel de dominio de un idioma haciendo doble click en el cuadro de texto.** Los niveles de idioma incluyen "intermedio alto", "avanzado", "nativo", etc., como se explica en la diapositiva anterior. **Evitá alterar el tamaño de los iconos de software. ¡No te olvides de seleccionar la etiqueta de tu proyecto!**



Completá esta sección **solo con información esencial**. Ordená tu dominio de software **de más alto al más bajo mencionando el nivel que manejas de cada uno**. Al momento de indicar tu nivel de inglés, hazelo utilizando términos como **"upper intermediate", "advanced", "native", etc.**

Sofía G.

semi senior architect

Hi, I'm [Your Name]. I've been an architect for [years of experience] years, with the past [years of experience] years working on projects in the US. I've worked on [type of projects, i.e: residential homes, commercial buildings, and mixed-use developments.] I'm experienced in [i.e.: creating construction documents (CDs), doing interior design, and making 3D models]. I use softwares like [softwares you master, i e: AutoCAD, Revit, SketchUp, and Adobe Creative Suite] to bring my ideas to life and communicate clearly with clients and contractors. I love [i.e: turning ideas into practical and beautiful spaces that people enjoy]

Education

Mar del Plata National University of Architecture and Design

2012 - 2018
Architect Degree

Andrea Palladio Design Institute - Mar del Plata

2017 - 2018
Interior Home designer certification

Additional Courses

Archicad Management course. Freelancer Teacher. 2017

Sketchup + V-ray Management course. Online 2014
AutoCad Management course. Mar del Plata National University of Architecture and Design. 2012

Software

ArchiCAD | Advanced

V-Ray | Intermediate

SketchUp | Advanced

Photoshop | Intermediate

Autocad | Advanced

Languages

Spanish | Advanced

English | Advanced

WORK EXPERIENCE



Better Pros | US | Semi-Senior Architect | 2022 - Present | Remote

- Development of documentation for all project stages.
- Collaboration with consultants for documents development.
- Collaboration in design process.



Escribí tu work
experience de **más
reciente a menos
reciente**

Decoexpertas - Tonic studio | Argentina | Co-founder | 2020 - Present | In-person

- Designer and design coordinator.
- Coordination of the different consultants involved such as structural and electrical engineers, fire fighting specialists, etc.
- Representation Layout design according to customer requirements and identity
Construction plans.

Estocolmo arg Studio | Buenos Aires, Argentina | Semi-senior Architect | 2018 - 2020 | In-person

- Designer.
- Representation Layout design according to customer requirements and identity
Construction plans.
- Coordination of the different consultants involved such as structural and electrical engineers, fire fighting specialists, etc.
- Collaboration in construction management

Hosmann Arq. - DANKE Arq. - Arricar, Landagaray Arq. | Buenos Aires, Argentina | Drafter 2014-2017 | In-person

- Development of documentation for all project stages.
- Development of documentation for support on construction site.
- Collaboration with consultants for documents development.

PROJECTS





Resaltá los **3 o 4 proyectos más relevantes** en los que hayas trabajado, **etiquetando el tipo de proyecto (comercial, residencial, etc.)** Estos deben ser proyectos en los que hayas tenido una **participación significativa**. Los proyectos en/para USA siempre suman más. Recortá tus imágenes siguiendo la referencia. Acordate de incluir el nombre y año de cada proyecto.



Residencial

01


LAPRIDA HOUSE
2019



Commercial

02

OLIVA REAL ESTATE OFFICE
2021



Commercial

03

ARCO BAR
2022



Hospitality

04

CARIBBEAN RESORT
2022



Si no tenés renders, podés colocar imágenes o planos.



En estas páginas voy a guiarte para que puedas mostrar tus proyectos. **Sólo acordate de seguir SIEMPRE este orden:**

1. Planos
2. Detalles constructivos
3. Renders | alta calidad / renderizado rápido



En la sección de proyectos, vas a encontrar diferentes plantillas **para que elijas la que mejor se adapte** a lo que querés mostrar.



01. LAPRIDA HOUSE

Poné el nombre del proyecto en el título. **No te olvides de llenar la etiqueta que lo clasifica.**

01

LAPRIDA HOUSE

2019

Brief description:

In this modern two-story single-family home project, we seamlessly blend traditional brick construction with steel framing for a unique architectural expression. Our journey began with conceptualizing the house design, and it extended all the way to the final interior finishes. This project embodies a harmonious fusion of construction techniques and contemporary aesthetics, resulting in a stylish and functional living space.

Location: Mar del Plata, Argentina.

Duration: 14 months



Añadí un render como portada; esto va a captar la atención del cliente. Describí brevemente el proyecto, indicando algunos detalles clave.

01. LAPRIDA HOUSE | RENDERINGS



Es importante que cada proyecto esté bien documentado. Debe incluir planos constructivos, detalles constructivos, renders (interiores y exteriores), y también el tipo de render (renderizado de alta calidad o render rápido).



Actualizá esta sección con el **nombre de tu proyecto y la etapa que estás presentando** (planos constructivos / documentos de constructivos / renders).



Interior renderings



¡Incluí los materiales que usaste para el render! Esto va a demostrar tu conocimiento sobre materiales y sobre cómo se complementan entre sí.

Name

Name

Name

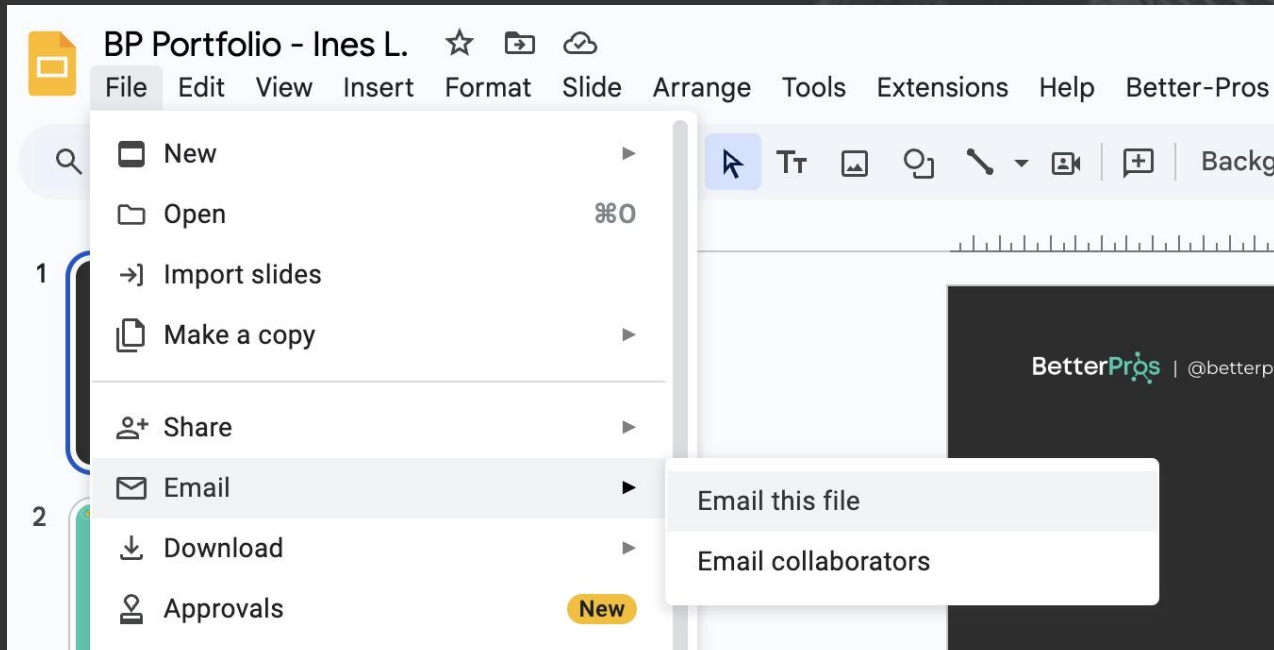
Name

Name

Name

⚠ IMPORTANTE ⚠

Al finalizar tu portfolio seguí estos pasos:



1. Dirígete a **FILE**
2. Selecciona la opción **EMAIL**
3. Clickeá en **EMAIL THIS FILE**
4. Mandar a este mail **portfolios@better-pros.com**

⚠️ IMPORTANTE ⚠️

Al finalizar tu portfolio seguí estos pasos:

Email this file

Send yourself a copy

Portfolios BetterPros X

Subject
Copy of Portfolio Architecture 2024-Original

Message
Portfolio Listo!

File type
PDF

Cancel Send

5. Escribí en el cuerpo **“Portfolio listo”**
6. Clickeá en **SEND**
7. **Listo!!!** Recibiremos la notificación de tu portfolio listo!

¡Muchos éxitos!



Thank you for
exploring my portfolio!

INTELLECTUAL PROPERTY RIGHTS: Unless otherwise indicated, the content showed is our property and all designs, audio, video, text, photographs and graphics on this Portfolio (collectively, the "Content") and the trademarks, service marks, and logos contained therein (the "Marks") are owned or controlled by Better-Pros or licensed to us, and are protected by copyright and trademark laws and various other intellectual property rights and unfair competition laws of the United States, foreign jurisdictions, and international conventions.

Copyright: All rights reserved. All copyright and other intellectual property rights in all text, images, sound, software and other materials on this site are owned by Better-Pros or are included with permission of the relevant owner.